



eSafe™

The New Generation

*– No more need to choose
between performance and
safety!*



PNEUMATICS




CEJN Safety



www.cejn.com/esafe



www.cejn.com



With close to 60 years in business CEJN can be found in every corner of the world and we're proud to say we're still "made in Sweden".



Content

ESAFE - Your business is our business	04
MADE IN SWEDEN - In cooperation with you	06
APPLICATIONS - A multitude of applications	08
HIGH FLOW AND LOW PRESSURE DROP	10
PRODUCT INFORMATION	12



eSafe™

The New Generation

PROFESSIONAL, HIGH QUALITY AND INNOVATIVE PRODUCTS has been produced by us at CEJN since our first patented top of the line coupling was released in 1955. CEJN is an independent global niche company that have made expansions worldwide and we are proud that we have been able to maintain our roots in the heart of Sweden. We are committed to keep up our high standards of responsibility towards our customers, employees and the environment. "Made in Sweden" is for us a seal of high industrial quality. Add "by CEJN" and you get the assurance of quality and superior performance.

eSafe - THE NEW GENERATION COUPLING

With close to 60 years in business developing, manufacturing and selling products for all types of media to every corner of the world we know what we are doing. When we set the ambition to produce the new generation coupling that is just what we do. LEAN is our business philosophy and with project eSafe we had one goal in mind – eliminate waste for our customers. The patented eSafe coupling has been given the best features on the market with safety function as standard. The new ground breaking coupling gives you an efficient, ergonomic and energy saving product – a new CEJN generation of premium coupling for premium performance.






eSafeTM

Your business is our business

***CEJN'S COUPLING SERIES eSafe** is the new generation coupling. eSafe is an innovative and patented safety coupling offering the highest flow combined with a low pressure drop. In addition eSafe has a low connecting force, compact and easy to grip design making it the natural choice when choosing a safety product with top of the line features. Its extreme durability together with the high flow and low pressure drop give you maximum operation productivity and a reliable product for years to come.*



e Standard - No anti-whip function

e CEJN eSafe - Anti-whip function



CEJN Safety

No more need to choose between performance and safety!

SAVES MONEY AND PROTECTS THE ENVIRONMENT

At CEJN we believe strongly in reducing our waste and negative impact on the environment. eSafe's unique patented design does just that. The energy saving and efficient eSafe coupling's high flow feature requires less compressed air at a lower pressure drop. Resulting in increased efficiency and reduced production time.

HIGH PERFORMING COUPLING WITH SAFETY FUNCTION IN COMPLIANCE TO SAFETY STANDARDS

Safety has been our top priority for many years and our constant strive to develop safe and high performing products finally led us to eSafe. As our customer you no longer have to choose between performance and safety. eSafe is a one hand operated, compact, high flow coupling that vents before disconnection eliminating the risk of hose-whip keeping the operator from harm.

eSafe comply with the international standard ISO 4414 and the European standard EN 983. These standards states that:

- The coupling shall not be forced apart in a hazardous manner
- Compressed air or particles shall not be expelled in a hazardous manner
- A controlled pressure-release system shall be provided where a hazard may exist

In addition eSafe couplings comply with OSHA 1910.95. By being disconnected in two steps the noise level is dramatically reduced.

In other words the function of the quick connect couplings should be safe and predictable for the operator.

eSafe™ www.cejn.com/esafe



Made in Sweden

In cooperation with you

SWEDEN IS HOME to a number of old and well respected high quality industrial companies, still today in front of development producing state-of-the-art products. CEJN fits that category. We have close to 60 years of experience in the field as well as innovative thinking. Our customers benefit from our unbeatable combination of local presence and global resources. CEJN's designers are on the frontier of quick connect technology and are constantly working on new products and innovative solutions. We thrive on taking solutions to the next level in close cooperation with our customers and their specific requirements and needs. Together, we constantly renew and redefine the boundaries of what is possible.

The top of the line features offered in our eSafe range require real craftsmanship and is the only coupling that allows you to get maximum capacity out of your tool. The job is done quicker using less energy and the result is higher productivity, cheaper energy bills and lower environmental impact. Can you afford not to change?

HIGH FLOW

When designing eSafe we made no compromises in performance. We are proud of the fact that eSafe has the highest flow on the coupling market.

EASY HANDLING

eSafe is an ergonomic and one hand push to connect and disconnect coupling. Other safety couplings usually have several steps. With eSafe, just pull the sleeve and the coupling will automatically vent before disconnecting.

COMPACT DESIGN

CEJN couplings are known for their compact design. eSafe is no exception, it is the first safety coupling with dimensions like a standard coupling.

EXTREME DURABILITY

eSafe is designed to withstand tough handling in rough work environments in order to have a long service life. Tests has proven that eSafe is extremely durable against impacts, vibrations and swiveling.

CEJN IS ISO 9000 AND ISO14001 CERTIFIED

CEJN AB in Sweden is certified by the third party Det Norske Veritas according to the international standards for Quality Management System **ISO 9001** and Environment Management System **ISO 14001**.

This means that our Operations are Quality and Environmental Controlled and Secured.

eSafe™

Top 5 features


- Highest flow on the market
- Compact design
- Extreme durability
- Vented safety function
- Easy handling



eSafe™ www.cejn.com/esafe

SAFETY FUNCTION

eSafe vents the down streaming pressure before disconnection, reducing the noise level and eliminating the risk of operator injury caused by hose-whip.



CONNECTION POSSIBILITIES

We know our products are used in a wide range of applications. That is why our eSafe coupling is available with a wide range of connection possibilities to fit each and every customer need.



eSafe™

Developed for professional use in a multitude of applications

EACH AND EVERY APPLICATION using compressed air is a workplace for eSafe. Whether it is within carpentry, the manufacturing industry, repair shop or mining eSafe provides the operator with a safe, durable and high performing coupling.





PNEUMATIC PRODUCTS THAT PROMOTE A SAFE WORKPLACE

CEJN BELIEVES STRONGLY IN WORKPLACE SAFETY and our pneumatic line includes several products that are specially designed to protect individuals from harm by guarding against workplace injuries. Industry standards such as International Organization For Standardization (ISO) and U.S. Department of Labor Occupational Safety & Health Administration (OSHA) are utilized as the fundamental framework for the development of CEJN pneumatic products with safety-related designs. Each safety-related product is manufactured with the intent to comply with applicable federal regulations regarding safety requirements in order to achieve CEJN's strategic objective: providing our customers with pneumatic products that promote a safe workplace.

CEJN SAFETY RANGE

- Vented safety couplings with anti-hose whip feature**
 Vents the pressure before disconnecting, reducing the noise level when disconnecting and eliminating the risk of operator injuries caused by hose-whip. Available in several series, as well as Soft-Line and Multi-Link versions
- Couplings with added locking feature**
 Require the operator to deliberately disengage the nipple from the coupling, preventing unintentional disconnection
- Hose kits**
 Include vented safety couplings installed on spiral or straight braided hose in a complete safety package
- Blowgun with regulator**
 Reduces output pressure to a safe level (2 bar/30 PSI) when dead-ended
- Blowgun with Star-Tip**
 Reduces noise levels down to 85 dB(A) or less; diverts air when dead-ended, preventing pressures exceeding 2 bar (30 PSI)
- Hose and cable reels**
 Keep hose and cable off the floor, where they can cause personnel to trip and fall



CEJN Safety

Look for the CEJN Safety symbol to find your safety product

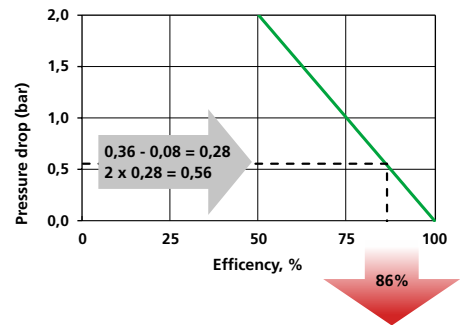
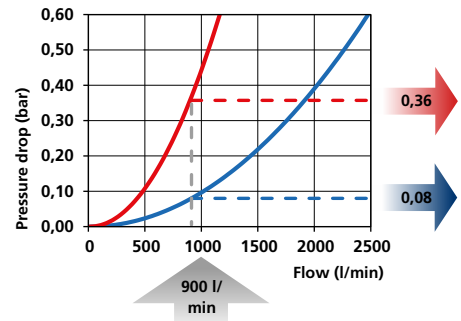


CEJN
THE FLOW
EXPERT!

A High Flow and low pressure drop

EVERY COMPANY WANTS TO increase its profitability and reduce their expenses. Words like efficiency and cost-saving are always in focus. The difficulty, however, is to transform these words into action. A large production site might not realize how much that can be saved by having regular check ups on their compressed air system. Ask yourself this simple question: Are you providing your tool with the correct pressure?

The most common causes of energy loss in compressed air systems are leakage and pressure drop. Optimize the effect in your system and you will witness an increased production, experience less energy waste and at the end of the year the cost savings will be obvious.



Flow and Efficiency chart

Tool consumption 900 liter/min. Pressure drop 0,08 bar and 0,36 bar. Difference in pressure drop 0,56 bar gives 86% efficiency.

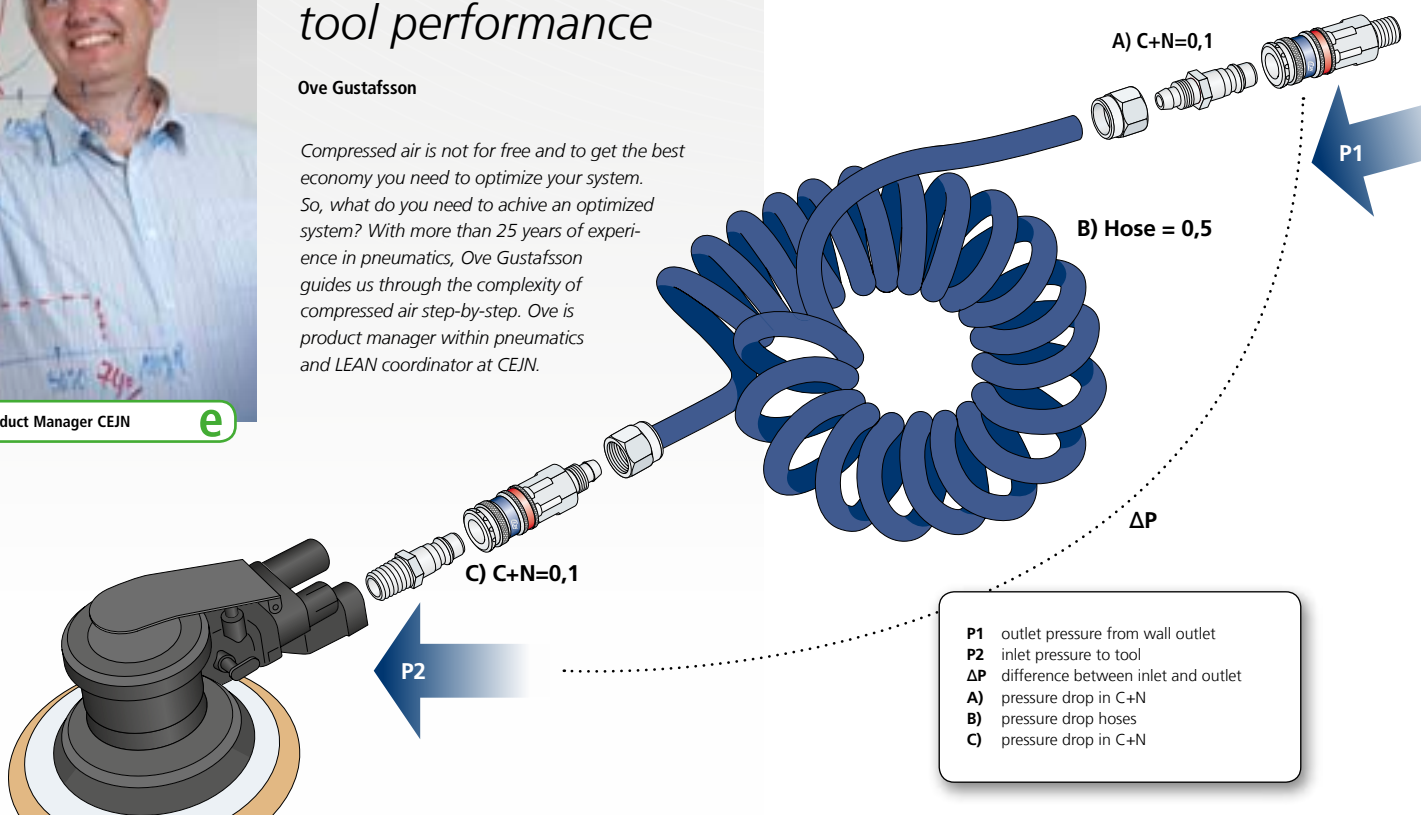
“If pressure drop is too high you lose tool performance”

Ove Gustafsson

Compressed air is not for free and to get the best economy you need to optimize your system. So, what do you need to achieve an optimized system? With more than 25 years of experience in pneumatics, Ove Gustafsson guides us through the complexity of compressed air step-by-step. Ove is product manager within pneumatics and LEAN coordinator at CEJN.



Ove Gustafsson Product Manager CEJN



- P1 outlet pressure from wall outlet
- P2 inlet pressure to tool
- ΔP difference between inlet and outlet
- A) pressure drop in C+N
- B) pressure drop hoses
- C) pressure drop in C+N

How optimized is your system?



Spot your leaks!

Compressed air leaks are more common than you might think and leads to an increased energy consumption as well as it puts stress on the compressor. A 1 mm hole releases 75 litres per minute. They are most commonly found on ceiling pipes, hoses, worn tools, bad or broken couplings and loose hose clamping.

CEJN recommends you to identify the weak spots and to have annual leak seeks.

Don't stress your system!



An air system that runs at a higher pressure will wear out sooner and put unnecessary stress on tools.

CEJN recommends you to run your system at a lower pressure and use right-dimensioned hoses, high flow couplings and an air treatment system (FRL). FRL ensures a smooth, economical operation without interruption and a reliable energy source. By taking all these measures, you will prolong the life of your air system and tools.



Work safely!

Establishing a safe work place is important in environments where compressed air is used.

CEJN recommends you to install CEJN safety products; including couplings, nipples, hose and cable reels and blowguns. Our products where designed with the user in mind for a sustainable, safe and ergonomic work place.



Save time & money!

To illustrate the benefits with eSafe, we put Series 320 eSafe coupling to the test and compared it to a competitive brand coupling.

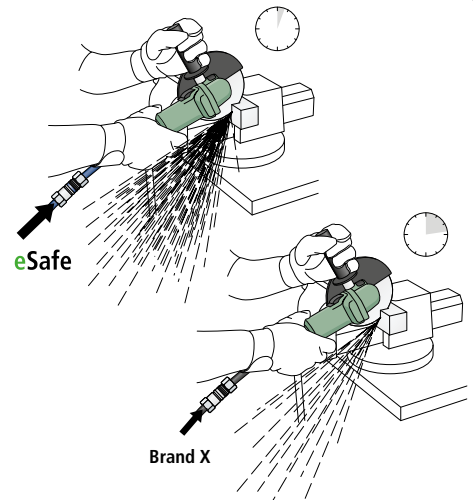
Conditions

The test was carried out with wall outlet pressure of 7 Bar and a 5 meter 3/8" hose and two couplings feeding the tool.

Result

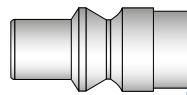
It is obvious that by switching to the new generation coupling your work is done in half the time. Cutting work time by approximately 240 minutes a day.* Minutes that would allow you to cut an extra 176 000 products a year. Use eSafe and you'll witness an increased productivity.

* if you work non-stop for 8 hours and 220 working days.



eSafe™

www.cejn.com/esafe



Series 300 – eSafe

- Vented safety function
- High flow capacity
- Strong and durable

Series 300 eSafe couplings offer high flow and require only a low connection force, which ensures a safe working environment. eSafe is a one hand operated safety coupling that vents before disconnection eliminating the risk of hose whip. Male threads on the couplings and nipples feature pre-applied thread sealant. A fully automatic operation ensures quick and easy handling. eSafe complies with ISO Standard 4414 and EN 983.

Series 300 is also available in standard, Soft-Line and Multi-Link versions.

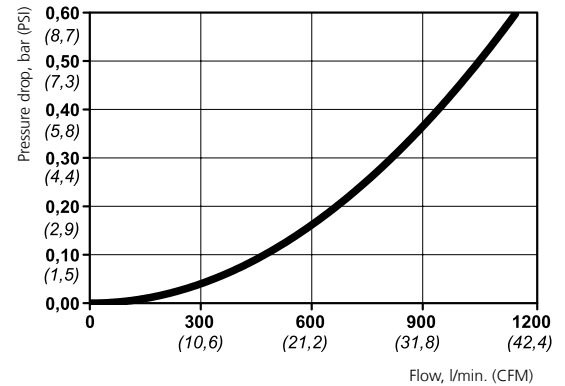


CEJN Safety

TECHNICAL DATA

Nominal flow diameter	5.5 mm (7/32")
Air flow.....	1050 l/min (37.1 CFM)
Max. working pressure.....	16 bar (232 PSI)
Min. burst pressure.....	140 bar (2030 PSI)
Temperature range	-20°C – +100°C (-4°F – +212°F)
Material coupling.....	Zinc-plated steel/brass
Material nipple.....	Hardened zinc-plated steel
Connection force.....	86 N
Markets.....	Benelux, North America, Switzerland
Standards.....	ARO 210 Standard, 5.5 mm

AIR FLOW



Flow capacity is measured at 6 bar (87 PSI) inlet pressure, and pressure drop at 0.5 bar (7 PSI)

Icon	Part No.	Connection
	HOSE CONNECTION 	10 300 2002 6.3 mm (1/4")
		10 300 2003 8 mm (5/16")
		10 300 2009 9 mm
		10 300 2004 10 mm (3/8")
		10 300 2005 13 mm (1/2")
	MALE THREAD 	10 300 2152 R 1/4"
		10 300 2154 R 3/8"
		10 300 2155 R 1/2"
		10 300 2452 NPT 1/4"
		10 300 2454 NPT 3/8"
	FEMALE THREAD 	10 300 2455 NPT 1/2"
		10 300 2202 G 1/4"
		10 300 2204 G 3/8"
		10 300 2205 G 1/2"
		10 300 2402 NPT 1/4"
STREAM-LINE CONNECTION 	10 300 2404 NPT 3/8"	
	10 300 2405 NPT 1/2"	
	10 300 2058 5 x 8 mm	
	10 300 2060 6.5 x 10 mm	
	10 300 2062 8 x 12 mm	
ESAFE SOFT-LINE COUPLING 	10 300 2063 9.5 x 13.5 mm	
	10 300 2066 11 x 16 mm	
ESAFE SOFT-LINE COUPLING 	10 300 2080 6.5 x 10 mm	
	10 300 2082 8 x 12 mm	

Icon	Part No.	Connection
	HOSE CONNECTION	10 300 5002 6.3 mm (1/4")
		10 300 5003 8 mm (5/16")
		10 300 5004 10 mm (3/8")
	MALE THREAD	10 300 5151 R 1/8"
		10 300 5152 R 1/4"
		10 300 5154 R 3/8"
		10 300 5155 R 1/2"
		10 300 5451 NPT 1/8"
		10 300 5452 NPT 1/4"
		10 300 5454 NPT 3/8"
	FEMALE THREAD	10 300 5201 G 1/8"
		10 300 5202 G 1/4"
		10 300 5204 G 3/8"
		10 300 5401 NPT 1/8"
		10 300 5402 NPT 1/4"
		10 300 5404 NPT 3/8"
	STREAM-LINE CONNECTION	10 300 5058 5 x 8 mm
		10 300 5060 6.5 x 10 mm
	10 300 5062 8 x 12 mm	
	10 300 5063 9.5 x 13.5 mm	
	10 300 5066 11 x 16 mm	

CEJN reserves the right to make changes without further notification. Thread connections are listed according to ISO Standards. Other connections and sealing material on request. Check with an authorized CEJN distributor for availability and prices. Some part numbers may be subject to minimum order quantities. Please visit our website, www.cejn.com, for general maintenance tips.

1:1

Series 310 – eSafe

- Vented safety function
- High flow capacity
- Strong and durable

eSafe Series 310 offers a wide range of easy-to-grip couplings, including Soft-Line and Stream-Line. Male threads on the couplings and nipples feature pre-applied thread sealant. eSafe Series 310 is a vented safety coupling that is disconnected in two stages in order to vent the coupling and minimize the risk of sudden component separation. The coupling is fully automatic to ensure quick and easy handling. eSafe series complies with ISO Standard 4414 and EN 983.

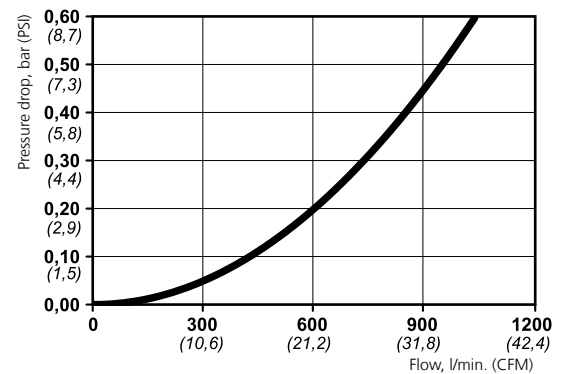
Series 310 is also available in standard, Soft-Line and Multi-Link versions.



TECHNICAL DATA

Nominal flow diameter.....	5.3 mm (7/32")
Air flow.....	950 l/min (33.5 CFM)
Max. working pressure.....	16 bar (232 PSI)
Min. burst pressure.....	140 bar (2030 PSI)
Temperature range.....	-20°C – +100°C (-4°F – +212°F)
Material coupling.....	Zinc-plated steel/brass
Material nipple.....	Hardened zinc-plated steel
Connection force.....	86 N
Markets.....	Benelux, France, North America, Norway
Standards.....	ISO 6150 B, A-A 59439 5.3 mm

AIR FLOW

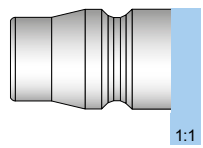


Flow capacity is measured at 6 bar (87 PSI) inlet pressure, and pressure drop at 0.5 bar (7 PSI).

Icon	Part No.	Connection
	HOSE CONNECTION	
	10 310 2002	6.3 mm (1/4")
	10 310 2003	8 mm (5/16")
	10 310 2009	9 mm
	10 310 2004	10 mm (3/8")
	10 310 2005	13 mm (1/2")
	MALE THREAD	
	10 310 2152	R 1/4"
	10 310 2154	R 3/8"
	10 310 2155	R 1/2"
	10 310 2452	NPT 1/4"
	10 310 2454	NPT 3/8"
	10 310 2455	NPT 1/2"
	FEMALE THREAD	
	10 310 2202	G 1/4"
10 310 2204	G 3/8"	
10 310 2205	G 1/2"	
10 310 2402	NPT 1/4"	
10 310 2404	NPT 3/8"	
10 310 2405	NPT 1/2"	
STREAM-LINE CONNECTION		
10 310 2058	5 x 8 mm	
10 310 2060	6.5 x 10 mm	
10 310 2062	8 x 12 mm	
10 310 2063	9.5 x 13.5 mm	
10 310 2066	11 x 16 mm	
	STREAM-LINE CONNECTION	
	10 310 2080	6.5 x 10 mm
	10 310 2082	8 x 12 mm
	FEMALE THREAD	
	10 310 2232	G 1/4"
10 310 2432	NPT 1/4"	

Icon	Part No.	Connection
	HOSE CONNECTION	
	10 310 5001	5 mm (3/16")
	10 310 5002	6.3 mm (1/4")
	10 310 5003	8 mm (5/16")
	10 310 5004	10 mm (3/8")
10 310 5005	13 mm (1/2")	
	MALE THREAD	
	10 310 5151	R 1/8"
	10 310 5152	R 1/4"
	10 310 5154	R 3/8"
	10 310 5252	G 1/4"
	10 310 5451	NPT 1/8"
	10 310 5452	NPT 1/4"
10 310 5454	NPT 3/8"	
10 310 5455	NPT 1/2"	
	FEMALE THREAD	
	10 310 5201	G 1/8"
	10 310 5202	G 1/4"
	10 310 5204	G 3/8"
	10 310 5401	NPT 1/8"
	10 310 5402	NPT 1/4"
10 310 5404	NPT 3/8"	
	STREAM-LINE CONNECTION	
	10 310 5058	5 x 8 mm
	10 310 5060	6.5 x 10 mm
	10 310 5062	8 x 12 mm
	10 310 5063	9.5 x 13.5 mm
	10 310 5066	11 x 16 mm

CEJN reserves the right to make changes without further notification. Thread connections are listed according to ISO Standards. Other connections and sealing material on request. Check with an authorized CEJN distributor for availability and prices. Some part numbers may be subject to minimum order quantities. Please visit our website, www.cejn.com, for general maintenance tips.



1:1

Series 315 – eSafe

- Vented safety function
- Extremely high flow capacity
- Strong and durable

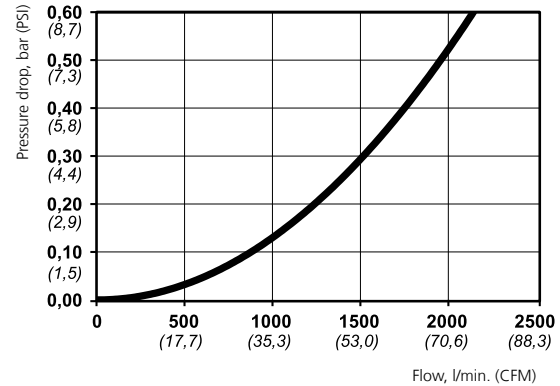
eSafe Series 315 couplings are lightweight and easy to handle yet strong and durable. It is a one hand operated safety coupling that vents before disconnection eliminating the risk of hose whip. The Series includes a wide range of connections. Male threads on the couplings and nipples feature pre-applied thread sealant. Full automatic operation ensures easy handling. eSafe complies with ISO Standard 4414 and EN 983.

Series 315 is also available in standard, Soft-Line and Multi-Link versions.



TECHNICAL DATA **AIR FLOW**

Nominal flow diameter 7.5 mm (5/16")
Air flow..... 1950 l/min (68.8 CFM)
Max. working pressure..... 16 bar (232 PSI)
Min. burst pressure..... 140 bar (2030 PSI)
Temperature range -20°C – +100°C (-4°F – +212°F)
Material coupling..... Zinc-plated steel/brass
Material nipple..... Hardened zinc-plated steel
Connection force..... 86 N
Markets..... Asia, Australia, Italy, South America
Standards..... Asian standard, 7.5 mm



Flow capacity is measured at 6 bar (87 PSI) inlet pressure, and pressure drop at 0.5 bar (7 PSI).

Icon	Part No.	Connection
	HOSE CONNECTION 	10 315 2002 6.3 mm (1/4")
		10 315 2043 7 mm (9/32")
		10 315 2004 10 mm (3/8")
		10 315 2005 13 mm (1/2")
	MALE THREAD 	10 315 2152 R 1/4"
		10 315 2154 R 3/8"
		10 315 2155 R 1/2"
		10 315 2452 NPT 1/4"
		10 315 2454 NPT 3/8"
		10 315 2455 NPT 1/2"
	FEMALE THREAD 	10 315 2102 Rc 1/4"
		10 315 2104 Rc 3/8"
		10 315 2105 Rc 1/2"
		10 315 2202 G 1/4"
		10 315 2204 G 3/8"
10 315 2402 NPT 1/4"		
10 315 2404 NPT 3/8"		
10 315 2405 NPT 1/2"		
STREAM-LINE CONNECTION 	10 315 2058 5 x 8 mm	
	10 315 2060 6.5 x 10 mm	
	10 315 2062 8 x 12 mm	
	10 315 2063 9.5 x 13.5 mm	
	10 315 2066 11 x 16 mm	
ESAFE SOFT-LINE COUPLING 	10 315 2080 6.5 x 10 mm	
	10 315 2082 8 x 12 mm	

Icon	Part No.	Connection
	HOSE CONNECTION 	10 315 5001 5 mm (3/16")
		10 315 5002 6.3 mm (1/4")
		10 315 5043 7 mm (9/32")
		10 315 5004 10 mm (3/8")
		10 315 5005 13 mm (1/2")
MALE THREAD 	10 315 5151 R 1/8"	
	10 315 5152 R 1/4"	
	10 315 5154 R 3/8"	
	10 315 5155 R 1/2"	
	10 315 5452 NPT 1/4"	
	10 315 5454 NPT 3/8"	
FEMALE THREAD 	10 315 5455 NPT 1/2"	
	10 315 5101 Rc 1/8"	
	10 315 5102 Rc 1/4"	
	10 315 5104 Rc 3/8"	
	10 315 5105 Rc 1/2"	
	10 315 5402 NPT 1/4"	
	10 315 5404 NPT 3/8"	
10 315 5405 NPT 1/2"		
STREAM-LINE CONNECTION 	10 315 5058 5 x 8 mm	
	10 315 5060 6.5 x 10 mm	
	10 315 5062 8 x 12 mm	
	10 315 5063 9.5 x 13.5 mm	
	10 315 5066 11 x 16 mm	

CEJN reserves the right to make changes without further notification. Thread connections are listed according to ISO Standards. Other connections and sealing material on request. Check with an authorized CEJN distributor for availability and prices. Some part numbers may be subject to minimum order quantities. Please visit our website, www.cejn.com, for general maintenance tips.

1:1

Series 320 – eSafe

- Vented safety function
- Extremely high flow capacity
- Strong and durable

eSafe Series 320 coupling is an easy-to-handle high performing coupling with a long service life. eSafe is a one hand operated safety coupling that vents before disconnection eliminating the risk of hose whip. Male threads on the couplings and nipples feature pre-applied thread sealant. The couplings have a smaller outside dimension than comparable designs. Full automatic operation ensures easy handling. eSafe complies with ISO Standard 4414 and EN 983.

Series 320 is also available in standard, Soft-Line and Multi-Link versions.

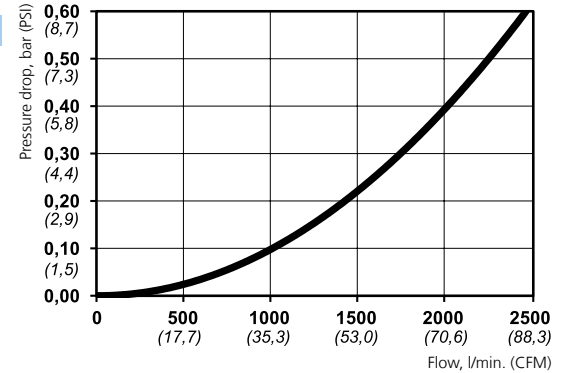
TECHNICAL DATA

Nominal flow diameter	7.6 mm (5/16")
Air flow	2250 l/min (79.4 CFM)
Max. working pressure	16 bar (232 PSI)
Min. burst pressure	140 bar (2030 PSI)
Temperature range	-20°C – +100°C (-4°F – +212°F)
Material coupling	Zinc-plated steel/brass
Material nipple	Hardened zinc-plated steel
Connection force	86 N
Markets	Global
Standards	CEJN Original, Eurostandard 7.4 mm

Flow capacity is measured at 6 bar (87 PSI) inlet pressure, and pressure drop at 0.5 bar (7 PSI).



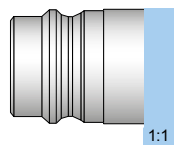
AIR FLOW



Icon	Part No.	Connection
	HOSE CONNECTION 	10 320 2002 6.3 mm (1/4")
		10 320 2003 8 mm (5/16")
		10 320 2004 10 mm (3/8")
		10 320 2005 13 mm (1/2")
		10 320 2009 9 mm
	MALE THREAD 	10 320 2152 R 1/4"
		10 320 2154 R 3/8"
		10 320 2155 R 1/2"
		10 320 2452 NPT 1/4"
		10 320 2454 NPT 3/8"
	FEMALE THREAD 	10 320 2202 G 1/4"
		10 320 2204 G 3/8"
		10 320 2205 G 1/2"
		10 320 2402 NPT 1/4"
		10 320 2404 NPT 3/8"
STREAM-LINE CONNECTION 	10 320 2058 5 x 8 mm	
	10 320 2060 6.5 x 10 mm	
	10 320 2062 8 x 12 mm	
	10 320 2063 9.5 x 13.5 mm	
	10 320 2066 11 x 16 mm	
ESAFE SOFT-LINE COUPLING 	HOSE CONNECTION 	10 320 2086 10 mm (3/8")
		10 320 2087 13 mm (1/2")
	STREAM-LINE CONNECTION 	10 320 2080 6.5 x 10 mm
		10 320 2082 8 x 12 mm
		10 320 2085 11 x 16 mm
		10 320 2088 13 x 18 mm
FEMALE THREAD 	10 320 2232 G 1/4"	
	10 320 2234 G 3/8"	
	10 320 2434 NPT 3/8"	

Icon	Part No.	Connection
	HOSE CONNECTION 	10 320 5001 5 mm (3/16")
		10 320 5002 6.3 mm (1/4")
		10 320 5003 8 mm (5/16")
		10 320 5009 9 mm
		10 320 5004 10 mm (3/8")
	MALE THREAD 	10 320 5005 13 mm (1/2")
		10 320 5151 R 1/8"
		10 320 5152 R 1/4"
		10 320 5154 R 3/8"
		10 320 5155 R 1/2"
FEMALE THREAD 	10 320 5263 G 1/4"	
	10 320 5264 G 3/8"	
	10 320 5265 G 1/2"	
	10 320 5451 NPT 1/8"	
	10 320 5452 NPT 1/4"	
	10 320 5454 NPT 3/8"	
	10 320 5455 NPT 1/2"	
STREAM-LINE CONNECTION 	10 320 5201 G 1/8"	
	10 320 5202 G 1/4"	
	10 320 5204 G 3/8"	
	10 320 5205 G 1/2"	
	10 320 5401 NPT 1/8"	
	10 320 5402 NPT 1/4"	
	10 320 5404 NPT 3/8"	
	10 320 5405 NPT 1/2"	
10 320 5058 5 x 8 mm		
10 320 5060 6.5 x 10 mm		
10 320 5062 8 x 12 mm		
10 320 5063 9.5 x 13.5 mm		
10 320 5066 11 x 16 mm		
10 320 5068 13 x 18 mm		

CEJN reserves the right to make changes without further notification. Thread connections are listed according to ISO Standards. Other connections and sealing material on request. Check with an authorized CEJN distributor for availability and prices. Some part numbers may be subject to minimum order quantities. Please visit our website, www.cejn.com, for general maintenance tips.



1:1

Series 410 – eSafe

- Vented safety function
- Extremely high flow capacity
- Strong and durable

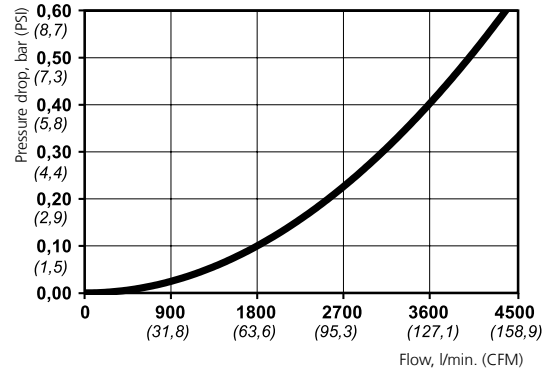
eSafe Series 410 is a safety coupling based on CEJN Series 410, a CEJN original and European standard. The Series is one-hand operated and offers long service life. It is a one hand operated safety coupling that vents before disconnection eliminating the risk of hose whip. The fully automatic operation ensures quick and easy handling. It complies with ISO Standard 4414 and EN 983 and has a steel front part as standard.

Series 410 is also available as standard couplings.



TECHNICAL DATA **AIR FLOW**

Nominal flow diameter 10.4 mm (13/32")
 Air flow 4000 l/min (141.2 CFM)
 Max. working pressure 16 bar (232 PSI)
 Min. burst pressure 140 bar (2030 PSI)
 Temperature range -20°C – +100°C (-4°F – +212°F)
 Material coupling Zinc-plated steel/brass
 Material nipple Hardened zinc-plated steel
 Connection force 140 N
 Markets Global
 Standards CEJN Original, Eurostandard 10.4 mm



Flow capacity is measured at 6 bar (87 PSI) inlet pressure, and pressure drop at 0.5 bar (7 PSI).

Icon	Part No.	Connection
	10 410 2003	8 mm (5/16")
	10 410 2004	10 mm (3/8")
	10 410 2005	13 mm (1/2")
	10 410 2006	16 mm (5/8")
	10 410 2007	19 mm (3/4")
	10 410 2154	R 3/8"
	10 410 2155	R 1/2"
	10 410 2157	R 3/4"
	10 410 2454	NPT 3/8"
	10 410 2455	NPT 1/2"
	10 410 2457	NPT 3/4"
	10 410 2204	G 3/8"
	10 410 2205	G 1/2"
	10 410 2207	G 3/4"
	10 410 2404	NPT 3/8"
	10 410 2405	NPT 1/2"
	10 410 2407	NPT 3/4"
	10 410 2066	11 x 16 mm
	10 410 2068	13 x 18 mm

Icon	Part No.	Connection
	10 410 5002	6.3 mm (1/4")
	10 410 5003	8 mm (5/16")
	10 410 5004	10 mm (3/8")
	10 410 5005	13 mm (1/2")
	10 410 5006	16 mm (5/8")
	10 410 5007	19 mm (3/4")
	10 410 5152	R 1/4"
	10 410 5154	R 3/8"
	10 410 5155	R 1/2"
	10 410 5157	R 3/4"
	10 410 5454	NPT 3/8"
	10 410 5455	NPT 1/2"
	10 410 5457	NPT 3/4"
	10 410 5202	G 1/4"
	10 410 5204	G 3/8"
	10 410 5205	G 1/2"
	10 410 5207	G 3/4"
	10 410 5404	NPT 3/8"
	10 410 5405	NPT 1/2"
	10 410 5407	NPT 3/4"
	10 410 5066	11 x 16 mm
	10 410 5068	13 x 18 mm

CEJN reserves the right to make changes without further notification. Thread connections are listed according to ISO Standards. Other connections and sealing material on request. Check with an authorized CEJN distributor for availability and prices. Some part numbers may be subject to minimum order quantities. Please visit our website, www.cejn.com, for general maintenance tips.

1:1

Series 430 – eSafe

ISO 6150 B, A-A 59439 8.2 mm

- Vented safety function
- High flow capacity
- Strong and durable

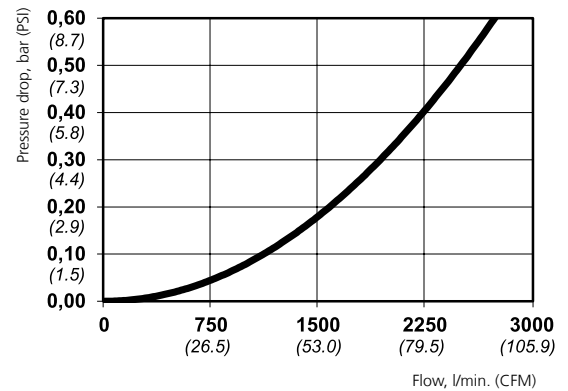
eSafe Series 430 offers a wide range of easy-to-grip couplings, including Stream-Line. eSafe is a one hand operated safety coupling that vents before disconnection eliminating the risk of hose whip. The coupling have smaller outside dimension than comparable designs. The coupling is fully automatic to ensure quick and easy handling. eSafe series complies with ISO Standard 4414 and EN 983.



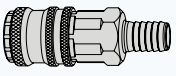
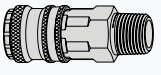
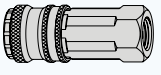
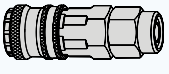
TECHNICAL DATA

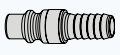
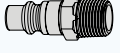
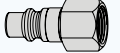
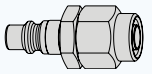
Nominal flow diameter	8.2 mm (5/16")
Air flow.....	2500 l/min (88.3 CFM)
Max. working pressure.....	16 bar (232 PSI)
Min. burst pressure.....	140 bar (2030 PSI)
Temperature range	-20°C – +100°C (-4°F – +212°F)
Material coupling.....	Zinc-plated steel/brass
Material nipple.....	Hardened zinc-plated steel
Connection force.....	132 N
Markets.....	France, North America, Norway
Standards.....	ISO 6150 B, A-A 59439 8.2 mm

AIR FLOW

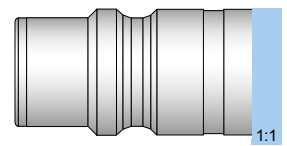


Flow capacity is measured at 6 bar (87 PSI) inlet pressure, and pressure drop at 0.5 bar (7 PSI).

COUPLINGS		Part No.	Connection
HOSE CONNECTION 		104302003	8 mm (5/16")
		104302004	10 mm (3/8")
		104302005	13 mm (1/2")
		104302006	16 mm (5/8")
		104302007	19 mm (3/4")
MALE THREAD 		104302154	R 3/8"
		104302155	R 1/2"
		104302157	R 3/4"
		104302454	NPT 3/8"
		104302455	NPT 1/2"
FEMALE THREAD 		104302457	NPT 3/4"
		104302204	G 3/8"
		104302205	G 1/2"
		104302207	G 3/4"
		104302404	NPT 3/8"
STREAM-LINE CONNECTION 		104302405	NPT 1/2"
		104302407	NPT 3/4"
		104302066	11x16 mm

NIPPLES		Part No.	Connection
HOSE CONNECTION 		104305002	6.3 mm (1/4")
		104305003	8 mm (5/16")
		104305004	10 mm (3/8")
		104305005	13 mm (1/2")
		104305006	16 mm (5/8")
MALE THREAD 		104305152	R 1/4"
		104305154	R 3/8"
		104305155	R 1/2"
		104305157	R 3/4"
		104305452	NPT 1/4"
FEMALE THREAD 		104305454	NPT 3/8"
		104305455	NPT 1/2"
		104305202	G 1/4"
		104305204	G 3/8"
		104305205	G 1/2"
STREAM-LINE CONNECTION 		104305207	G 3/4"
		104305402	NPT 1/4"
		104305404	NPT 3/8"
		104305405	NPT 1/2"
		104305407	NPT 3/4"
	104305066	11x16 mm	

CEJN reserves the right to make changes without further notification. Thread connections are listed according to ISO Standards. Other connections and sealing material on request. Check with an authorized CEJN distributor for availability and prices. Some part numbers may be subject to minimum order quantities. Please visit our website, www.cejn.com, for general maintenance tips.



Series 550 – eSafe

ISO 6150 B, A-A-59439 11 mm

- **Vented safety function**
- **One hand operated**
- **Extremely high-flow capacity**

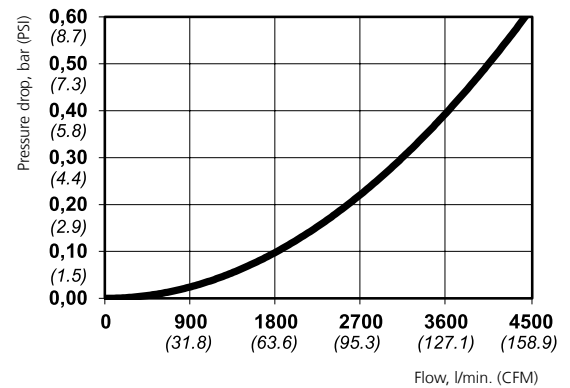
eSafe Series 550 is a safety coupling that feature an easy-to-grip design with a fully automatic function. They are smaller, much more compact and generate higher flow than comparable designs. eSafe is a one hand operated safety coupling that vents before disconnection, eliminating the risk of hose whip. The eSafe version complies with ISO Standard 4414 and EN 983.



TECHNICAL DATA

Nominal flow diameter	11 mm (7/16")
Air flow	4050 l/min (143.0 CFM)
Max. working pressure	16 bar (232 PSI)
Min. burst pressure	140 bar (2030 PSI)
Temperature range	-20°C – +100°C (-4°F – +212°F)
Material coupling	Zinc-plated steel/brass
Material nipple	Hardened zinc-plated steel
Connection force	152 N
Markets	France, North America, Norway
Standards	ISO 6150 B, A-A-59439 11 mm

AIR FLOW



Flow capacity is measured at 6 bar (87 PSI) inlet pressure, and pressure drop at 0.5 bar (7 PSI).

	Part No.	Connection
COUPLINGS	HOSE CONNECTION	105502005 13 mm (1/2")
		105502007 19 mm (3/4")
MALE THREAD	105502154 R 3/8"	
	105502155 R 1/2"	
	105502157 R 3/4"	
	105502454 NPT 3/8"	
	105502455 NPT 1/2"	
	105502457 NPT 3/4"	
FEMALE THREAD	105502204 G 3/8"	
	105502205 G 1/2"	
	105502207 G 3/4"	
	105502404 NPT 3/8"	
	105502405 NPT 1/2"	
	105502407 NPT 3/4"	

	Part No.	Connection
NIPPLES	HOSE CONNECTION	105505004 10 mm (3/8")
		105505005 13 mm (1/2")
		105505007 19 mm (3/4")
MALE THREAD	105505152 R 1/4"	
	105505154 R 3/8"	
	105505155 R 1/2"	
	105505157 R 3/4"	
	105505452 NPT 1/4"	
	105505454 NPT 3/8"	
	105505455 NPT 1/2"	
FEMALE THREAD	105505457 NPT 3/4"	
	105505204 G 3/8"	
	105505205 G 1/2"	
	105505404 NPT 3/8"	
	105505405 NPT 1/2"	
	105505407 NPT 3/4"	

CEJN reserves the right to make changes without further notification. Thread connections are listed according to ISO Standards. Other connections and sealing material on request. Check with an authorized CEJN distributor for availability and prices. Some part numbers may be subject to minimum order quantities. Please visit our website, www.cejn.com, for general maintenance tips.

Multi-Link Systems

- Compact multiple outlets
- Ready-made units, no assembly necessary
- Safety function to reduce noise and prevent recoil accidents

The Multi-Link integrated quick connect couplings come in units of 2 and 3 outlets. The units can also easily be connected to create more access points. Ideal for uncluttering existing work areas or to create new flexible work stations. The integrated couplings provide flexibility and high performance, the design allows for a large number of outlets without restricting the flow with T-connections, bends or elbows. Combine with our high quality polyurethane hose to create a flexible high performance air distribution system.



TECHNICAL DATA

Nominal flow diameter	5.5 mm (7/32")
Max. working pressure.....	16 bar (230 PSI)
Min. burst pressure.....	64 bar (930 PSI)
Temperature range	-20°C – + 100°C (-4°F – + 212°F)
Material	Zinc-plated steel/zinc
Media	Compressed air, neutral gas
Connection	G 1/2" Female thread

		Part No.	Connection
SERIE 300 ESAFE	Extension unit	199029000	G 1/2"
	1-outlet unit	199029001	G 1/2"
	2-outlet unit	199029002	G 1/2"
	3-outlet unit	199029003	G 1/2"
	4-outlet unit	199029004	G 1/2"

		Part No.	Connection
SERIE 310 ESAFE	Extension unit	199029100	G 1/2"
	1-outlet unit	199029101	G 1/2"
	2-outlet unit	199029102	G 1/2"
	3-outlet unit	199029103	G 1/2"
	4-outlet unit	199029104	G 1/2"

		Part No.	Connection
SERIE 315 ESAFE	Extension unit	199029150	G 1/2"
	1-outlet unit	199029151	G 1/2"
	2-outlet unit	199029152	G 1/2"
	3-outlet unit	199029153	G 1/2"
	4-outlet unit	199029154	G 1/2"

		Part No.	Connection
SERIE 320 ESAFE	Extension unit	199029200	G 1/2"
	1-outlet unit	199029201	G 1/2"
	2-outlet unit	199029202	G 1/2"
	3-outlet unit	199029203	G 1/2"
	4-outlet unit	199029204	G 1/2"

Adapters – Stream-Line Connections

TECHNICAL DATA

Material Plated brass

	ID x OD	Part No.	Connection
FIXED ADAPTERS	11 x 16 mm	199581615	R 1/2"
	13 x 18 mm	199581815	R 1/2"



Straight Hose – Braided

TECHNICAL DATA

Hose material Ester-based polyurethane reinforced with polyester fiber



	ID x OD	Total length	Part No.	Max working pressure	Burst pressure
STRAIGHT BRAIDED	11 x 16 mm	100 m	199581600	12 bar (170 PSI)	48 bar (696 PSI)
		50 m	199581638	12 bar (170 PSI)	48 bar (696 PSI)
	13 x 18 mm	50 m	199581801	10 bar (150 PSI)	40 bar (580 PSI)

CEJN reserves the right to make changes without further notification. Thread connections are listed according to ISO Standards. Other connections and sealing material on request. Check with an authorized CEJN distributor for availability and prices. Some part numbers may be subject to minimum order quantities. Please visit our website, www.cejn.com, for general maintenance tips.



The Quick Connect
Solution Provider

